



BANK STATISTICS DEPARTMENT

QUARTERLY Deposit Trends

Domestic Deposit Liabilities

Q3 2016

Table 1. Deposit amount, level, and growth rate, end-September 2013 to end-September 2016

Bank Type	Deposit amount (in billion Php)				Increase/(Decrease)				YOY growth rate			
	Sep-13	Sep-14	Sep-15	Sep-16	Sep-13	Sep-14	Sep-15	Sep-16	Sep-13	Sep-14	Sep-15	Sep-16
Total	6,872.5	8,000.9	8,759.9	9,806.0	1,523.6	1,128.4	759.1	1,046.1	28.5%	16.4%	9.5%	11.9%
KBs	6,133.9	7,189.9	7,868.6	8,820.7	1,394.0	1,055.9	678.7	952.1	29.4%	17.2%	9.4%	12.1%
TBs	603.4	668.0	751.8	836.9	120.7	64.6	83.7	85.2	25.0%	10.7%	12.5%	11.3%
RBs	135.2	143.0	139.6	148.4	8.8	7.8	(3.4)	8.8	7.0%	5.8%	-2.3%	6.3%

Table 2. Deposit account, level, and growth rate, end-September 2013 to end-September 2016

Bank Type	Deposit account (in million)				Increase/(Decrease)				YOY growth rate			
	Sep-13	Sep-14	Sep-15	Sep-16	Sep-13	Sep-14	Sep-15	Sep-16	Sep-13	Sep-14	Sep-15	Sep-16
Total	44.0	47.7	50.2	53.1	2.8	3.8	2.5	2.9	6.9%	8.6%	5.2%	5.8%
KBs	33.1	36.2	37.8	40.0	2.1	3.1	1.5	2.2	6.8%	9.4%	4.2%	5.9%
TBs	5.4	5.8	6.2	6.3	0.8	0.3	0.4	0.1	17.6%	6.2%	7.8%	2.4%
RBs	5.4	5.7	6.2	6.8	(0.1)	0.3	0.5	0.5	-1.3%	6.0%	8.7%	8.5%

BY BANK TYPE

The total amount of domestic deposits¹ went up by Php1.05 trillion as of end-September 2016, representing an annual growth of 11.9% from Php8.8 trillion a year ago to Php9.8 trillion (**Table 1**). On a quarter-on-quarter basis, domestic deposits increased by 1.7% from Php9.6 trillion as of end-June 2016, equivalent to Php167.9 billion.

Year-on-year, all bank types registered a positive annual domestic deposit amount growth. KBs registered the fastest expansion in domestic deposits at 12.1%, followed by TBs at 11.3% and RBs at 6.3%. KBs accounted for 90.0% of the industry domestic deposits while it was 8.5% for TBs and 1.5% for RBs (**Figure 1**).

Meanwhile, the total domestic deposit accounts increased by 2.9 million, or 5.8%, from the 50.2 million accounts as of end-September 2015, to reach 53.1 million (**Table 2**). RBs posted the highest annual growth in deposit accounts at 8.5%, followed by KBs and TBs at 5.9% and 2.4%, respectively.

The country's five largest banks in terms of assets, accounted for the majority of the total domestic

Figure 1. Deposit amount distribution by bank type

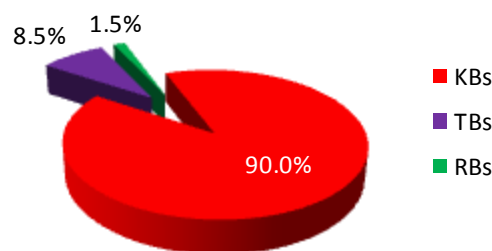


Figure 2. Deposit amount share of Top 5 banks by asset size

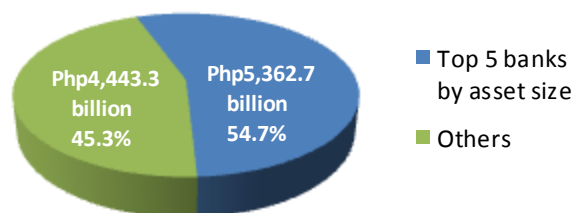
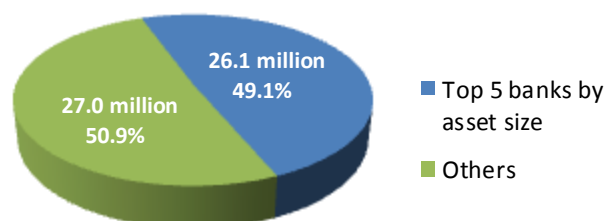


Figure 3. Deposit account share of Top 5 banks by asset size



deposit amount and accounts in the Philippine banking system (PBS), representing Php5.4 trillion (**Figure 2**) and 26.1 million (**Figure 3**), respectively.

BY TYPE OF DEPOSITS

Savings and time deposits were the main sources of bank funds, which jointly accounted for 76.0% of the total domestic deposits, as of end-September 2016 (Figure 4). Close to half of the domestic deposits, equivalent to Php4.9 trillion, were savings deposits, which grew by 15.0% year-on-year. Time deposits reached Php2.6 trillion, accounting for 26.4% of the total amount of domestic deposits.

Demand and NOW² deposits equaled Php2.2 trillion while long-term negotiable certificates of deposits (LTNCDs) reached Php119.2 billion. Together, these deposit types contributed 24.0% of the total domestic deposits.

In terms of growth rates, demand deposits (DD) and NOW deposits expanded the fastest on an annual basis at a rate of 15.8%, followed by savings deposits (SD) at 15.0%. Time deposits and LTNCDs grew by 4.1%.

BY TYPE OF DEPOSITORS

Individuals, private corporations, and government were the largest groups of domestic depositors in the PBS (Table 3). Together, their aggregate domestic deposits totaled Php9.3 trillion or 95.3% of the total domestic deposits (Figure 6).

The fastest growth in domestic deposit amount, however, was posted by non-residents at a rate of 28.6%, followed by trust department at 18.1%, then government, individual and private corporations at 15.8%, 13.0%, and 9.3%, respectively. The domestic deposits of banks contracted by 7.3%.

Figure 4. Deposit amount by type of deposits, end-September 2016

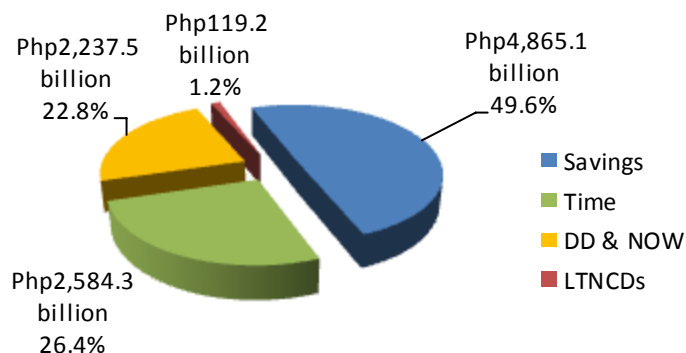


Figure 5. Deposit amount trend, by type of deposits, end-September 2015-2016

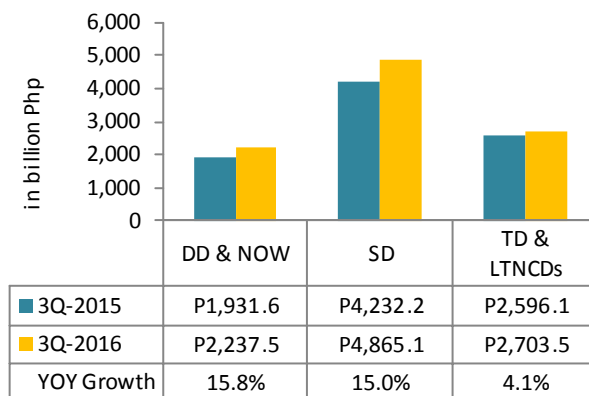


Figure 6. Deposit amount by type of depositor, end-September 2016

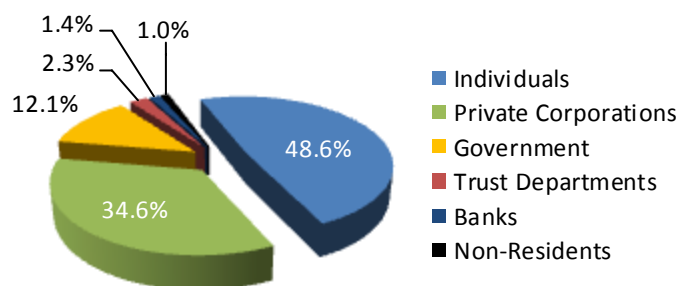


Table 3. Deposit amount and growth, by type of depositor, end-September 2015-2016

Depositor	Deposit amount (in billion Php)		Share to total		Growth
	Sep-2015	Sep-2016	Sep-2015	Sep-2016	
TOTAL	8,759.9	9,806.0	100.0%	100.0%	11.9%
Individuals	4,212.5	4,761.4	48.1%	48.6%	13.0%
Private Corporations	3,107.8	3,397.0	35.5%	34.6%	9.3%
Government	1,024.0	1,185.7	11.7%	12.1%	15.8%
Trust Departments	193.8	228.8	2.2%	2.3%	18.1%
Banks	145.2	134.6	1.7%	1.4%	-7.3%
Non-Residents	76.6	98.5	0.9%	1.0%	28.6%

² Trust Department shall refer to the department, office, unit, group, division or any aggruppation which carries out the trust and other fiduciary business of a bank while Non-Residents refers to individuals or institutional units that have a center of economic interest outside the economic territory of the Philippines (Manual of Regulations for Banks Sec.X403-n: Financial Reporting Package for Banks updated as of 31 January 2013).

BY TYPE OF CURRENCY

Peso accounts comprised 82.7% of the total domestic deposits, reaching Php8.1 trillion as of end-September 2016, 12.6% higher than its level as of end-September 2015 (**Table 4**). Meanwhile, foreign currency deposits, which comprised 17.3% of total domestic deposits, grew by 9.0% to reach Php1.7 trillion as of end-September 2016.

Table 4. Deposit amount, by type of currency

Currency	Amount (in billion Php)		Growth rate
	Sep-2015	Sep-2016	
TOTAL	8,759.9	9,806.0	11.9%
Peso Accounts	7,207.4	8,113.1	12.6%
FCDU/EFCDU	1,552.5	1,692.9	9.0%

Figure 7. Deposit account, by size

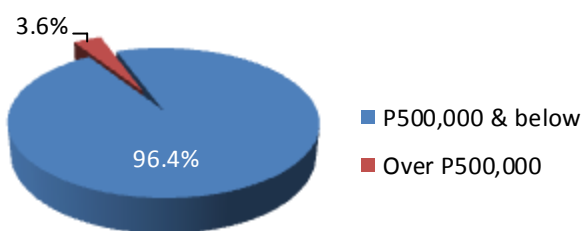
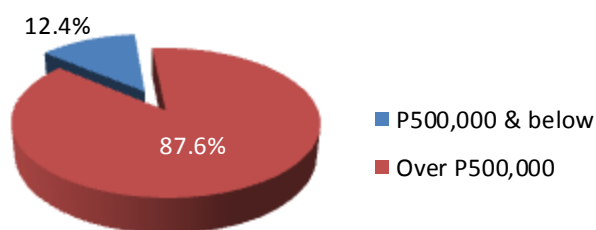


Figure 8. Deposit amount, by size



BY SIZE OF ACCOUNTS AND RISK EXPOSURES

Fully insured deposit accounts, or deposit accounts with balances within PDIC's maximum deposit insurance coverage (MDIC) of Php500,000, comprised 96.4% of the total domestic deposit accounts (**Figure 7**) and represented 12.4% of the total domestic deposit amount (**Figure 8**). The amount of fully insured deposit accounts totaled Php1.2 trillion, up by 8.6% from the previous year.

Meanwhile, domestic deposit accounts with balance of more than Php500,000 accounted for 3.6% of the total domestic deposit accounts but made up for only 87.6% of the total domestic deposit amount. These deposit accounts are partially insured, which means that their estimated insured deposits are only up to the MDIC. The partially insured deposit amount of these accounts reached Php947.7 billion as of end-September 2016, representing an annual growth of 9.2%.

The estimated risk exposure to banks of the PDIC amounted to Php2.2 trillion—the sum of fully insured and partially insured deposits—in end-September 2016, 8.9% higher than its level as of end-September 2015 (**Table 5**). The estimated risk exposure represents 22.1% of the total domestic deposits.

ENDNOTES

¹ Domestic Deposit Liabilities exclude deposits in overseas branches of Philippine Banks.

² Negotiable Order of Withdrawal (NOW) Accounts refers to the interest-bearing savings deposit which are withdrawable by means of NOW (Source: Financial Reporting Package for Banks updated as of 31 July 2015).

Table 5. Deposit amount, by size of accounts and risk exposure

Deposit size	Sep-2015				Sep-2016				Growth rate	
	Accounts	% to Total	Amount	% to Total	Accounts	% to Total	Amount	% to Total	Accounts	Amount
P500,000 & below	48.5	96.5%	1,122.9	12.8%	51.2	96.4%	1,218.9	12.4%	5.7%	8.6%
Over P500,000	1.7	3.5%	7,637.0	87.2%	1.9	3.6%	8,587.1	87.6%	9.2%	12.4%
Total deposits	50.2	100.0%	8,759.9	100.0%	53.1	100.0%	9,806.0	100.0%	5.8%	11.9%
Fully insured	48.5	96.5%	1,122.9	12.8%	51.2	96.4%	1,218.9	12.4%	5.7%	8.6%
Partially insured	1.7	3.5%	867.6	9.9%	1.9	3.6%	947.7	9.7%	9.2%	9.2%
Insured deposits	50.2	100.0%	1,990.5	22.7%	53.1	100.0%	2,166.7	22.1%	5.8%	8.9%

Notes: Accounts in million, Amount in billion Php; **Fully Insured Deposits** is the total deposit amount of accounts with balances of P500,000 and below; **Partially Insured Deposits** is the total deposit amount of the estimated insured portion (up to the P500,000) of accounts with balances that are higher than the MDIC.

This space intentionally blank



For queries and information, please contact the Assistant Vice President and Head of the Bank Statistics Department at (632) 841-4000 locals 4370 to 4375 or by e-mail at bpmc@pdic.gov.ph.